

HIDE PRODUCT PRICE



User Guide

Important Notice

CommerceExtensions reserves the right to make corrections, modifications, enhancements, improvements, and other changes to its products and services at any time and to discontinue any product or service without notice.

Customers should obtain the latest relevant information before placing orders and should verify that such information is current and complete. All products are sold subject to CommerceExtensions terms and conditions of sale supplied at the time of order acknowledgment.

CommerceExtensions warrants performance of its products to the specifications applicable at the time of sale in accordance with CommerceExtensions standard warranty. Testing and other quality control techniques are used to the extent CommerceExtensions deems necessary to support this warranty. Except where mandated by government requirements, testing of all parameters of each product is not necessarily performed.

CommerceExtensions assumes no liability for applications assistance or customer product design. Customers are responsible for their products and applications using CommerceExtensions components. To minimize the risks associated with customer products and applications, customers should provide adequate design and operating safeguards.

CommerceExtensions does not warrant or represent that any license, either express or implied, is granted under any CommerceExtensions patent right, copyright, mask work right, or other CommerceExtensions intellectual property rights relating to any combination, machine, or process in which CommerceExtensions products or services are used. Information published by CommerceExtensions regarding third-party products or services does not constitute a license from CommerceExtensions to use such products or services or a warranty or endorsement thereof. Use of such information may require a license from a third party under the patents or other intellectual property of the third party, or a license from CommerceExtensions under the patents or other intellectual property of CommerceExtensions.

Resale of CommerceExtensions products or services with statements different from or beyond the parameters stated by CommerceExtensions for that product or service voids all express and any implied warranties for the associated CommerceExtensions product or service and is an unfair and deceptive business practice. CommerceExtensions is not responsible or liable for any such statements.

All company and brand products and service names are trademarks or registered trademarks of their respective holders.

Table of Contents

1 Extension Description	4
2 Extension Installation	5
3 Extension Usage	8
4 Support	10

Extension Overview

This module will allow you to disable the pricing for all non-registered users (not logged in) so that anyone browsing the site cannot see prices and cannot add any items to the cart for purchase. This module also disables the add to cart button anywhere in the site and disables the product compare site-wide as well as the add to wish list. You can also enable/disable this extension on a per store view level. You also can choose to limit users that can see pricing and product for purchase by customer groups and this featured can be turned on and off at a store level as some setups will not require this. You can also allow for products to be restricted by category ID. This is a 100% modular extension and will be compatible with any other extensions or modules. This will disable price and purchasing for all product types as well. This has been tested on 1.2.x / 1.3.x / 1.4.x / 1.5.x / 1.6.x and 1.7.x community edition and professional and all enterprise editions

FEATURES:

- Ability to allow for products to be restricted by category ID.
- Ability to choose to limit users that can see pricing and product for purchase by customer groups and this featured can be turned on and off at a store level as some setups will not require this.
- Ability to enable/disable this extension on a per store view level.
- Ability to disable the pricing for all non-registered users (not logged in) so that anyone browsing the site cannot see prices and cannot add any items to the cart for purchase.

Extension Installation

1. Log out from Magento Admin panel if you are logged in
2. Unpack the contents of the 'extension' folder from the package file purchased from CommerceExtensions to your Magento root folder
3. Log into Magento Admin Panel
4. If Cache Control is enabled in Magento go to 'System > Cache Management' section, select 'Refresh' under 'All Cache' drop-down menu and press 'Save Cache Settings'
5. TURN OFF Tools -> Compilation (set for disabled) before beginning install.
6. After uncompressing the hide product price package, you should have one folder: app

First make sure that this folder exists /app/code/local/ otherwise create the folder (local)

Upload everything in the app/code/local/ folder to your app/code/local folder. Then go to app/etc/modules and upload the CommerceExtensions_HideProductPrice.xml

7. Now your module should be enabled and users can no longer see price data or order the product until a user is logged in. You can also set the enable / disable on a per store basis so that a retail store cant view prices but a wholesale store can. (see below)

The screenshot shows the Magento Admin interface. The 'Current Configuration Scope' dropdown is circled in green and set to 'Default Config'. The 'CommerceThemes_HideProd' module is highlighted with a red box and set to 'Disable'. A text box on the right provides instructions: 'SYSTEM -> CONFIGURATION -> ADVANCED. FIRST SET THE EXTENSION TO BE DISABLED "GLOBALLY" THEN USING THE DROPDOWN IN THE TOP LEFT, CIRCLED IN GREEN HERE ON THE LEFT, SELECT THE STORE YOU WANT TO USE IT WITH AND ENABLE IT THERE.'

8. Once installed you can also set the text in magento admin by navigating to system --> configuration --> (LEFT NAV BAR) COMMERCEEXTENSIONS / Hide Product Price For Non-Registered Users

THEME INSTALL / INTERGRATION

If your theme already has the files located
C:\yourharddrive]\....\app\design\frontend\default\template

9. Then you will need to intergrate some very basic code from the example files into your exisiting template files otherwise just upload the provided default files to your current themes location.

MIGRATE CODE TO EXISTING THEME

list.phtml (usually in your themes catalog/product/list.phtml)

line 35 after `<?php $_productCollection=$this->getLoadedProductCollection() ?>`

ADD THIS

```
<?php $userIsLoggedIn = Mage::getSingleton('customer/session')->isLoggedIn(); ?>
```

Line 47 after `<?php foreach ($_productCollection as $_product): ?>`

REMEMBER to do both list and grid views. YOU BASICALLY REPEAT THESE 2 STEPS TWICE

ADD THIS

```
<?php
    $stockItem = Mage::getModel('cataloginventory/stock_item');
    $stockItem->loadByProduct($_product->getId());
?>
```

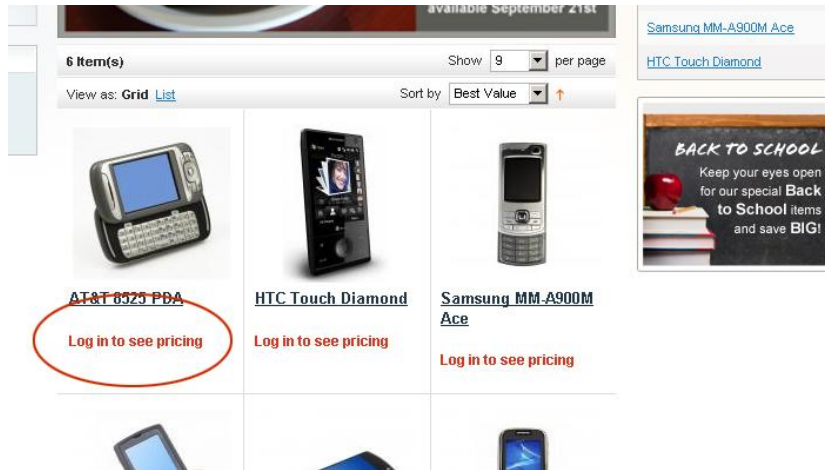
Find your `<div class="out-of-stock">..</div>`

REPLACE WITH THIS (YOU CAN SET THE TEXT VIA ADMIN OR YOU CAN REMOVE THE CODE AND HARD CODE THE TEXT HERE OR USE YOUR TRANSLATION.CSV TO ADJUST AND/OR BOTH)

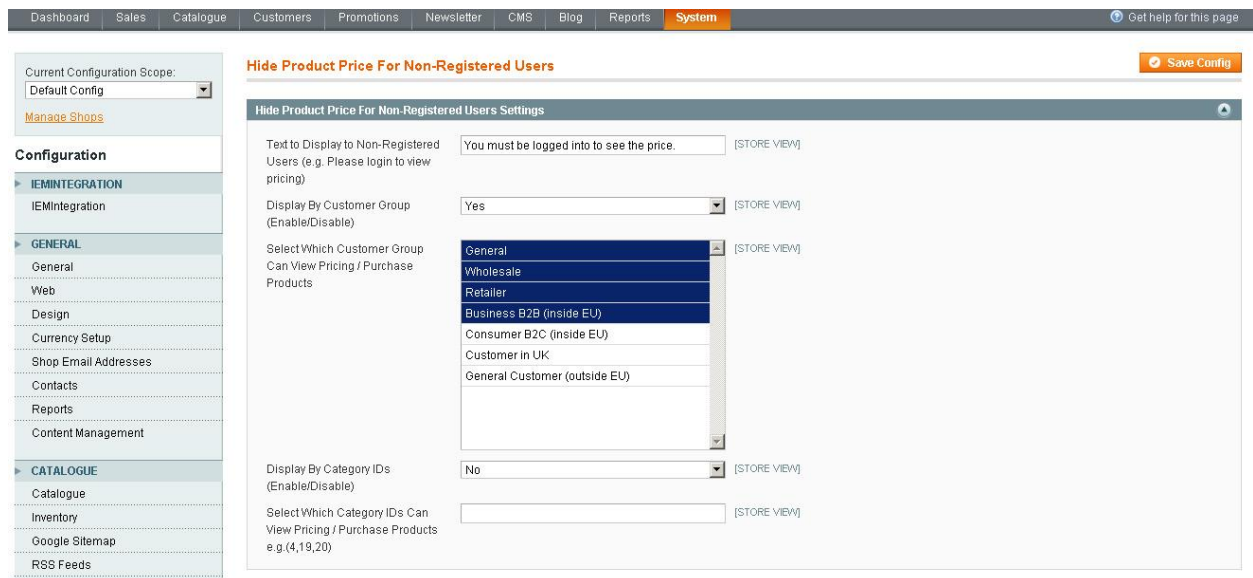
```
<?php if ($stockItem->getData('is_in_stock') == 0 &&
$userIsLoggedIn) { ?>
<div class="out-of-stock"><?php echo $this->__('Availability: Out of
stock.') ?></div>
<?php } else { ?>
<div class="out-of-stock"><?php echo $this-
>__(Mage::getStoreConfig('hideproductprice/hideproductprice/display
ed_text')) ?></div>
<?php } ?>
```

Extension Usage

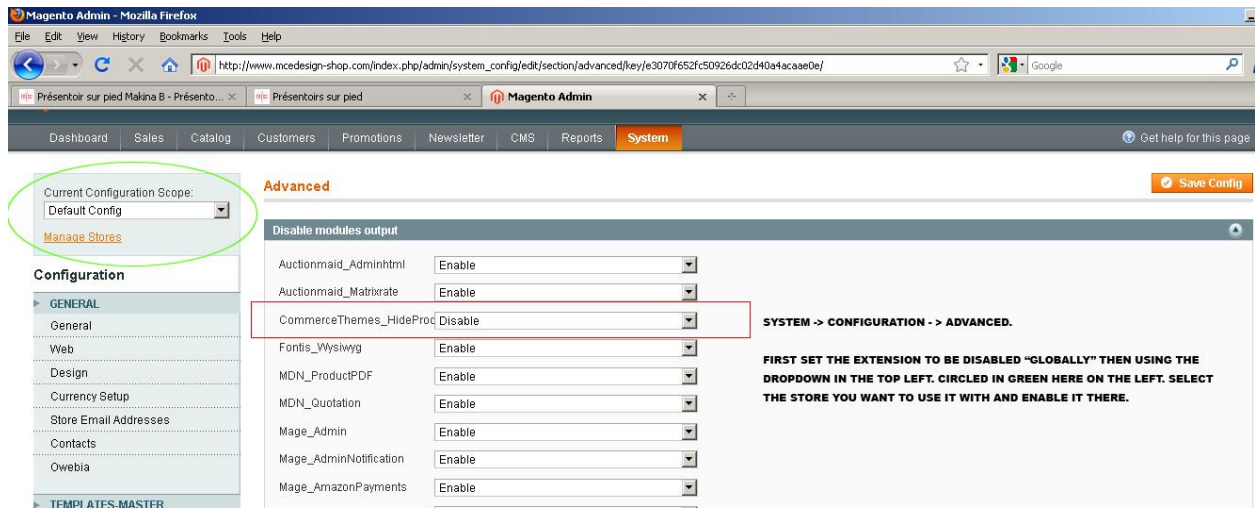
Once the extension is properly installed all pricing / add to cart will be hidden like below



You can set what text you want to display in magento admin see below



You can also turn this off on a store view level like below



Support

CommerceExtensions offers 1 hr of EMAIL support and updates for 6 months for all extension developed for Magento.

If you need support related to CommerceExtensions extension usage, feel free to contact me at scottbolasevich@gmail.com