

CUSTOM BULK PRODUCT IMPORT + EXPORT WITH TIER PRICING / PRODUCT CUSTOM OPTIONS / CONFIGURABLE PRODUCTS / BUNDLE PRODUCTS / GROUPED PRODUCTS / DOWNLOADABLE PRODUCTS



User Guide

Important Notice

CommerceExtensions reserves the right to make corrections, modifications, enhancements, improvements, and other changes to its products and services at any time and to discontinue any product or service without notice.

Customers should obtain the latest relevant information before placing orders and should verify that such information is current and complete. All products are sold subject to CommerceExtensions terms and conditions of sale supplied at the time of order acknowledgment.

CommerceExtensions warrants performance of its products to the specifications applicable at the time of sale in accordance with CommerceExtensions standard warranty. Testing and other quality control techniques are used to the extent CommerceExtensions deems necessary to support this warranty. Except where mandated by government requirements, testing of all parameters of each product is not necessarily performed.

CommerceExtensions assumes no liability for applications assistance or customer product design. Customers are responsible for their products and applications using CommerceExtensions components. To minimize the risks associated with customer products and applications, customers should provide adequate design and operating safeguards.

CommerceExtensions does not warrant or represent that any license, either express or implied, is granted under any CommerceExtensions patent right, copyright, mask work right, or other CommerceExtensions intellectual property rights relating to any combination, machine, or process in which CommerceExtensions products or services are used. Information published by CommerceExtensions regarding third-party products or services does not constitute a license from CommerceExtensions to use such products or services or a warranty or endorsement thereof. Use of such information may require a license from a third party under the patents or other intellectual property of the third party, or a license from CommerceExtensions under the patents or other intellectual property of CommerceExtensions.

Resale of CommerceExtensions products or services with statements different from or beyond the parameters stated by CommerceExtensions for that product or service voids all express and any implied warranties for the associated CommerceExtensions product or service and is an unfair and deceptive business practice. CommerceExtensions is not responsible or liable for any such statements.

All company and brand products and service names are trademarks or registered trademarks of their respective holders.

Table of Contents

1 Extension Description	4
2 Extension Installation	5
3 Extension Usage	6
4 Troubleshooting	8
5 Support	12

Extension Overview

This extension is a fully customizable bulk import/export process for Magento. It will import and export products and can handle up to 25,000 products or more on a single import. It also will export all existing product data and will export all product types / tier pricing / custom options etc and you can then use that same file and re-import. This extension can also be used to update existing price data and qty data or any other data that may need to be updated. This extension includes a how to PDF with screenshots on how to setup your magento site to do custom imports as well as an example CSV's and all needed code / files etc to make this import process work.

FEATURES:

- ** import/export any product type (simple/configurable/grouped/bundle/downloadable/virtual)
- ** import/export custom options for any product type (file/dropdown/checkbox/text field/textarea etc)
- ** import/export tier pricing (can append or delete an import new)
- ** import/export customer group pricing (can append or delete an import new)
- ** import/export super attribute pricing (pricing for configurable products)
- ** import/export product tags for products
- ** import/export all related attribute data for products
- ** import/export images by HTTP URL or by local path from web server.
- ** import/export images / reimport images to existing products / multiple images / gallery images (can set exclude image at time import)
- ** import/export multi-store view images
- ** import/export image labels / gallery labels
- ** import attribute option values automatically at time of import if they do NOT exist
- ** export optionally grouped product positions / related product positions / crosssell product positions / upsell product positions
- ** import/export categories (import either on the fly (previously dont exist) or match to existing categories)
- ** great for doing site to site transfers / magento migrations
- ** Support Multi Website, Multi Store and Multi Store View for Import Products.
- ** Explicit Control of the "Exclude" Setting for Product Images
- ** will export all product data and related product data (simple/configurable/virtual/grouped/downloadable) with custom options / tier pricing / product tags etc all DATA!!
- ** will import/export in CSV (all formats comma-delimited/tab-delimited etc) as well as XLS XML worksheet book 2003
- ** will work with all languages
- ** also includes sample code and instructions on how this process can be run from a cron job.

Extension Installation

1. Log out from Magento Admin panel if you are logged in
2. Unpack the contents of the zip file purchased and VIA ftp and upload the app folder to your magento install root.
3. Log into Magento Admin Panel
4. If Cache Control is enabled in Magento go to 'System > Cache Management' section, select 'Refresh' under 'All Cache' drop-down menu and press 'Save Cache Settings'
5. Now go to System > Import / Export > Commerce Extensions -> Product Import/Export and you can use the profiles from here to import and export.
6. **OPTIONAL** – you can setup either import/export profiles as a cron job see this url ->

http://www.commerceextensions.com/how_to_setup_cron_job

Extension Usage

1. **DO NOT** – Edit the CSV in excel it strips format and breaks import. I recommend using openoffice.org calc and saving in utf-8 format. Or use the (XML) versions for the profile and the excel workbook sheet 2003 XML format.
2. Overall the extension is very straight forward. You can find in magento admin under

system -> import/export -> dataflow -advanced profiles

import products
export products

and you can run the export to get a sample csv of products already in your site and then you just upload via ftp to var/import and run the import profile and it will import it back in.

IMPORT SETTINGS

3. You can also control the ability to ONLY update product data on import by setting this value to true

```
<var name=" update_products_only"><![CDATA[false]]></var>
```

4. On import you can control the ability to import images either by setting “import_images_by_url” to true and you supply [HTTP://www.site.com/image.jpg](http://www.site.com/image.jpg) in the “image”, “small_image”, “thumbnail”, “gallery” columns or set to false and supply “/image.jpg” in same columns

```
<var name=" import_images_by_url"><![CDATA[false]]></var>
```

5. On import you can control the ability to import images for multi store views. If you just have 1 store view you can skip/leave this as-is by leaving it set to false. Only set to true if you have a multi store setup and csv setup for multi store import.

```
<var name="multi_store_images"><![CDATA[false]]></var>
```

6. On import you can control the ability to reimport images or skip/leave images as-is by setting true/false on

```
<var name="reimport_images"><![CDATA[false]]></var>
```

7. On import assuming reimport_images is already true. This setting if true will delete ALL existing images for the product and re-import ONLY the images you set in the csv. If this is false it will keep any existing images and append/add to the product the images in the csv even if they are a duplicate.

```
<var name="deleteall_andreimport_images"><![CDATA[false]]></var>
```

8. On import you can control the ability to exclude the main images (image/small_image/thumbnaill). True is checked and false is unchecked

```
<var name="exclude_images"><![CDATA[true]]></var>
```

9. On import you can control the ability to exclude the gallery images (anything in gallery column). True is checked and false is unchecked

```
<var name="exclude_gallery_images"><![CDATA[true]]></var>
```

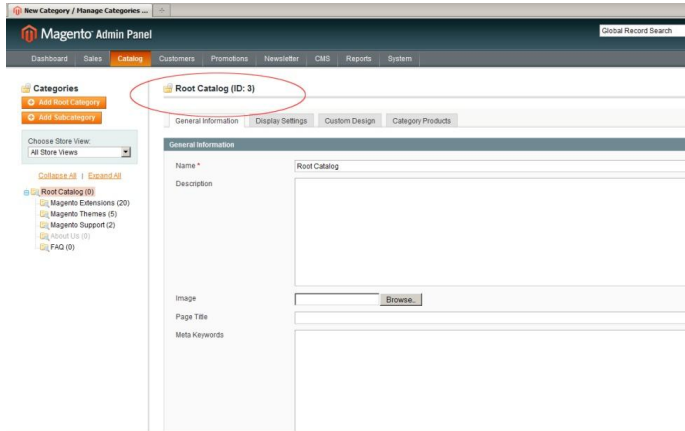
10. On import you can control the ability to append / add tier pricing to existing products with tier pricing already existing or if you set false it will delete all existing tier pricing and import just what is in your csv

```
<var name="append_tier_prices"><![CDATA[true]]></var>
```

11. On import you can control the ability to append / add customer group pricing to existing products with customer group pricing already existing or if you set false then it will delete all existing customer group pricing and import just what is in your csv

```
<var name="append_group_prices"><![CDATA[true]]></var>
```

12. If you are importing category paths via the “categories” column make sure you have deleted the “category_ids” column as you can’t use both at the same time and you’ve set the correct root catalog ID



```
<var name="root_catalog_id"><![CDATA[2]]></var>
```

13. On import you can control the ability to append / add categories for products with existing categories or if you set false then it will delete all existing categories and import just what is in your csv "categories" column. NOTE "category_ids" column cannot exist.

```
<var name="append_categories"><![CDATA[true]]></var>
```

EXPORT SETTINGS

14. You can control the amount of products that export by default its set at 100 for a quick export of the first 100 products. The value in blue is where you change the setting.

```
<var name="recordlimitstart"><![CDATA[0]]></var>
```

```
<var name="recordlimitend"><![CDATA[100]]></var>
```

15. You can also control the ability to export grouped product positions on export / for reimport later by setting this value in the export profile XML to true


```
<var name="export_grouped_position"><![CDATA[false]]></var>
```

16. On Export you can control the ability to export with category paths e.g. "Maincategory/Subcategory" vs Category Ids "23,24" .. by setting the below value to true if false then It just exports category_ids

```
<var name=" export_category_paths"><![CDATA[true]]></var>
```

17. You can optionally export products by category IDs

```
<var name="export_filter_by_category_ids"><![CDATA[43,212,19]]></var>
```

18. You can optionally all store view data by setting the following true if false it exports just admin view only

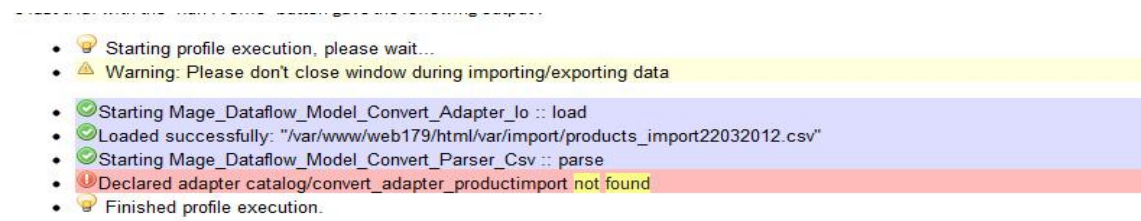
```
<var name="export_multi_store"><![CDATA[true]]></var>
```

19. You can optionally export images with FULL paths e.g <http://yoursite.com/path/to/image/image.jpg> by setting true

```
<var name="export_full_image_paths"><![CDATA[true]]></var>
```

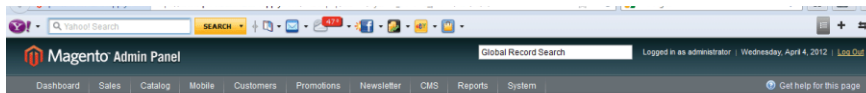
Troubleshooting

Q: I get the following error Declared adapter catalog/convert_adapter_productimport not found



A: means its not properly installed. Check your install paths and permissions and also make sure tools - > compilations is turned off and if error persists contact host they can likely resolve easily as its then most likely permissions

Q: I Get the following Screen when I try to import or export



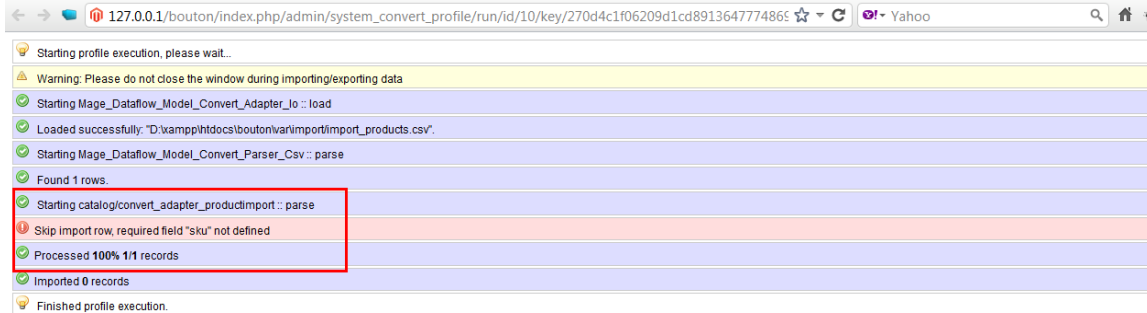
A: You are likely running magento CE 1.4.2 or EE 1.9.1 and these both need the patch dataflow.xml applied to it. You can find the patch in folder labeled +1.4.2 or 1.9EE patch for advanced profiles

Apply it to:

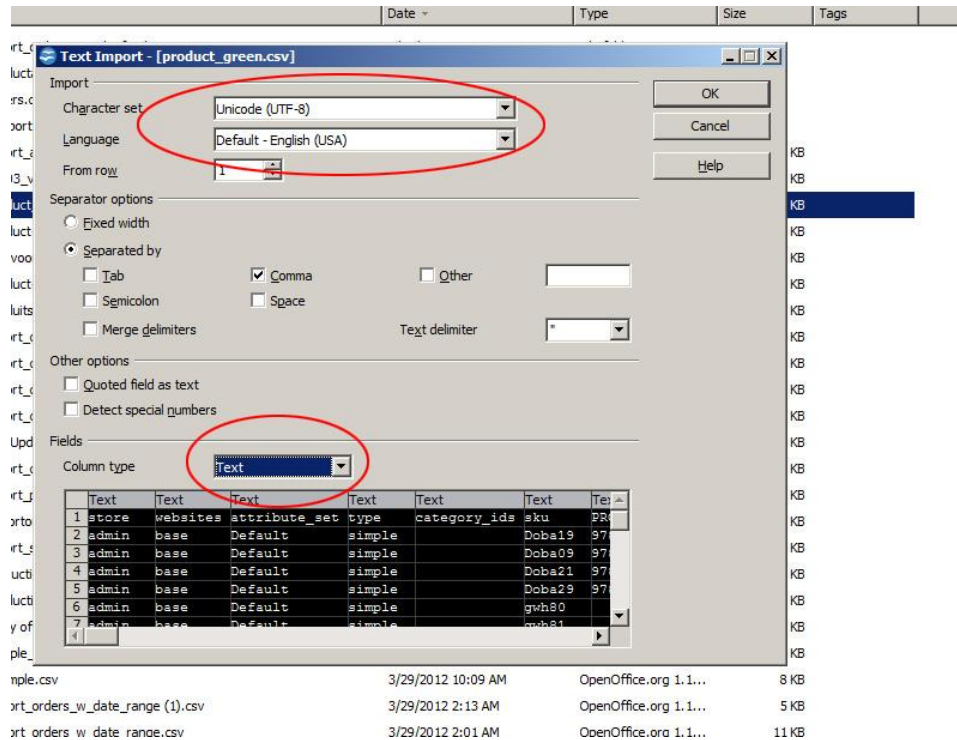
app/design/adminhtml/default/default/layout/dataflow.xml

and clear all caches

Q: I get the following error “Skip import row, required field “sku” not defined. This can also happen for any field sometimes “store” not defined or “type” not defined



A: your csv is corrupt. Don't edit in excel it strips format and breaks import. I recommend using openoffice.org calc and saving in utf-8 format see screenshot



Q: When importing I get ERROR: Fatal error Call to member function getIsGlobal() on a non-object in..



A: it means that your attributes / attribute sets and/or attribute values are not properly setup. This can either be in your csv "config_attribute" column is missing or has incorrect value.. this value should ALWAYS BE the attribute_code" so values here have NO SPACES e.g "button_size" NOT "Button Size" or it could mean attributes are not in your magento install at all or not properly setup. If you try to make the same product manually in magento admin as you want it to be setup it should be clear what you missed

Q: My export script just shows blank page .. it looks like it's working but never gets past the "Warning: Please don't close window during importing/exporting data" line in the yellow box.

A: this is likely a restriction of your webserver. The server generally either runs out of memory or runs out of time to complete the export. Check the .htaccess file for a line max_execution_time.. set it to

max_execution_time 28000

also check for memory_limit and try a very high number

max_execution_time 2056M

Also check your php log file for errors if you dont allow the error to print out on the screen as it could be a file NOT FOUND error aka permissions problem

Q: My import works fine except for the fact the QTY is blank.. what should i do?

A: this is cause by 2 things. Either you've edited the file in excel and the CSV is no longer in the proper format or you are using a CSV file with columns in the wrong order. Refer to the sample CSV provided and make sure your QTY is in the same order or if you insist on using a custom csv that isnt support atleast try moving the qty field to the front of the file csv the end of the rows.

Q: Error upon running the profile: Declared adapter catalog/convert_adapter_productimport not found and the File is located in: "app/code/local/Mage/Catalog/Model/Convert/Adapter/Productimport.php "

A: means its not properly installed. Check your install paths and permissions and also make sure tools - > compliations is turned off and if error persists contact host they can likely resolve easily as its then most likely permissions

Q: i am getting this error or one very similar Notice: unserialize() [function.unserialize]: Error at offset 802 of 923 bytes in /home/adultmed/public_html/app/code/core/Mage/Dataflow/Model/Batch/Abstract.php on line 66

A: save your csv in UTF8 format. This will solve the problem.

Q: What do i do when it imports correctly with no errors but they don't display on the site until i reedit and save them??

A: its because you are missing the "options_container" column from your csv and the related values. These are required and its recommended not to remove or change columns or remove them.

Q: when i go for the normal export, the csv only gets one entry: /home/user/public_html/var/tmp/batch_211.tmp

A: that issue is due to permissions etc see these posts in magento forums

<http://www.magentocommerce.com/boards/viewthread/48123/>
<http://www.magentocommerce.com/boards/viewthread/20991/>

Q: I am trying to import multi-select attributes values but they will not import?

A: user values format "value1 , value2" notice space on both sides

Support

CommerceExtensions offers 1 hour of FREE email support and 1 year of FREE updates for any extension developed for Magento.

If you need support related to CommerceExtensions extension usage, feel free to contact me at scottbolasevich@gmail.com