

GROUPED PRODUCT FILTER FOR MAGENTO 2



User Guide

Important Notice

CommerceExtensions reserves the right to make corrections, modifications, enhancements, improvements, and other changes to its products and services at any time and to discontinue any product or service without notice. Customers should obtain the latest relevant information before placing orders and should verify that such information is current and complete. All products are sold subject to CommerceExtensions terms and conditions of sale supplied at the time of order acknowledgment.

CommerceExtensions warrants performance of its products to the specifications applicable at the time of sale in accordance with CommerceExtensions standard warranty. Testing and other quality control techniques are used to the extent CommerceExtensions deems necessary to support this warranty. Except where mandated by government requirements, testing of all parameters of each product is not necessarily performed.

CommerceExtensions assumes no liability for applications assistance or customer product design. Customers are responsible for their products and applications using CommerceExtensions components. To minimize the risks associated with customer products and applications, customers should provide adequate design and operating safeguards.

CommerceExtensions does not warrant or represent that any license, either express or implied, is granted under any CommerceExtensions patent right, copyright, mask work right, or other CommerceExtensions intellectual property rights relating to any combination, machine, or process in which CommerceExtensions products or services are used. Information published by CommerceExtensions regarding third-party products or services does not constitute a license from CommerceExtensions to use such products or services or a warranty or endorsement thereof. Use of such information may require a license from a third party under the patents or other intellectual property of the third party, or a license from CommerceExtensions under the patents or other intellectual property of CommerceExtensions.

Resale of CommerceExtensions products or services with statements different from or beyond the parameters stated by CommerceExtensions for that product or service voids all express and any implied warranties for the associated CommerceExtensions product or service and is an unfair and deceptive business practice.

CommerceExtensions is not responsible or liable for any such statements.

All company and brand products and service names are trademarks or registered trademarks of their respective holders.

Table of Contents

1 Extension Description	4
2 Extension Installation	5
3 Extension Usage	6
4 Support	8

Extension Overview

Grouped Products Filter for Magento 2 automatically creates attribute drop-down filters at the top of the Grouped Products box on the product page of a grouped product. This is especially helpful when you have a long list of grouped products on the page and it's difficult for a customer to scan through those products to determine which is the one they want to buy. All they have to do is select an option from the drop-down menu(s) and any irrelevant products disappear, narrowing down the selection. In some respects, it's like creating a pseudo-configurable product because configurable products use attributes to narrow down the product selection as well. Configurable products require a bit more effort to create, so Grouped Products Filter makes it a cinch!

Additionally, the filters will only be created when needed. So if all products share the same attribute value, no filter is created. If at least two products have a different attribute value, the filter will be created.




\$ 14.00

Filter the products by these options:

Size

Product Name	Qty
Sprite Yoga Strap 10 foot \$21.00	<input type="text" value="0"/>
Sprite Yoga Strap 6 foot \$14.00	<input type="text" value="0"/>

Add to Cart

 [ADD TO WISH LIST](#)  [ADD TO COMPARE](#)  [EMAIL](#)

Extension Installation

1. Log out from Magento Admin panel if you are logged in
2. Unpack the contents of the zip file purchased to the 'app/code' directory of your Magento installation.
3. In your terminal, navigate to the root directory of your Magento installation. This is usually done with SSH.
4. Execute the following commands, in order.
 1. `php bin/magento cache:clean`
 2. `php bin/magento setup:upgrade`
 3. `php bin/magento setup:di:compile`
 4. `php bin/magento setup:static-content:deploy`
5. After this, your installation is complete.

Extension Usage

Prerequisite: The child products must have attribute values assigned to them.

1. In the admin panel, navigate to Stores > Attributes > Product
2. Select any attribute that you would like to be eligible to be used as a filter (only drop-down and multiselect attributes are eligible)
3. On the attribute edit page, go to the Storefront Properties tab
4. At the bottom will be an option labeled 'Use as Filter For Grouped Products. Select 'Yes'
5. Refresh the website cache
6. On the frontend, any eligible product will now have filter(s) as long as the child products have different attribute values

Support

CommerceExtensions offers 1 hr of email support and updates for 6 months for all extension developed for Magento 2.

If you need support related to CommerceExtensions extension usage, feel free to contact me at scottbolasevich@gmail.com